



















30. 5. - 3. 6. 2017				Theory		Practical part										TOTAL	Ranking	
Nation	Competitor		Theoretical test	Total of theory	1 Connection tow hitch	2 AC device	3 Connecting blinkers	4 Wheel alignment	5 Checking compression	6 Making steel brake pipe	7 Brake system uneven	8 Headlights adjustment	9 Bosch tester	10 Changing tires	Practical Total			
	Firstname	Lastname	100	100	50	50	50	50	50	50	50	50	50	50	500			600
AT		Günther	Hagler	88	88	50	40	50	50	46	39	45	50	50	47	467	555,0	1
AT		Rafael	Geiblinger	89	89	50	50	50	50	46	28	35	50	50	26	435	524,0	2
LT		Kęstutis	Mockus	91	91	50	35	50	50	46	25	23	50	50	41	420	511,0	3
LT		Erikas	Rynkevičius	91	91	45,5	33,5	50	50	39,5	22	10	42,5	50	38	381	472,0	4
FR		Benjamin	Ragot	93	93	30	50	15	40	43,5	16	18	45	50	44	352	444,5	5
PL		Kamil	Misiewicz	84	84	47,5	0	50	40	46	28	39	50	50	5	356	439,5	6
PL		Radosław	Bladocha	74	74	35	35	50	40	46	27	10	50	30	32	355	429,0	7
TR		Kubilay	Tasgin	96	96	47,5	38	35	45	28,5	23	10	50	30	14	321	417,0	8
CZ		Jakub	Niezgodzki	81	81	45	40	15	40	15,5	8	35	50	50	29	328	408,5	9
TR		Atakan	Altunay	96	96	50	38	50	45	19,5	0	0	50	30	20	303	398,5	10
FR		Thomas	Loiodice	62	62	30	50	50	40	41	12	0	42,5	50	0	316	377,5	11
CZ		Petr	Vrba	38	38	25	22,5	50	40	31	26	18	27,5	30	11	281	319,0	12
MK		Berat	Memeti	40	40	30	2,5	44	10	42,5	11	26	47,5	30	23	267	306,5	13
SK		Tomas	Racek	38	38	50	22,5	30	30	33,5	30	0	27,5	30	0	254	291,5	14
SK		Sebastian	Polozsanyi	77	77	50	10	13	30	15,5	1	0	50	30	8	208	284,5	15
MK		Bojan	Todorovski	55	55	40	0	5	10	26	0	5	42,5	10	17	156	210,5	16
SI		Jošt	Gornik	24	24	45	35	0	50	47,5	13	33	47,5	50	50	371	395,0	OoC (12)
SI		Luka	Brazda	64	64	48	40	50	50	50	20	20	50	50	35	413	477,0	OoC (4)